


Landing Leg



The AL-KO Landing Leg is the latest addition to AL-KO's extensive range of quality trailer components.

Ideal for stabilising plant trailers, camper trailers, 5 wheeler caravans and agricultural equipment, the AL-KO Landing Leg is a necessary inclusion to the toolkit of the commercial contractor, farmer and camping enthusiast alike.

All bases are covered with the AL-KO range of Landing Legs, with static loads ranging from 1,300 to 4,500kg. The standard plant trailer right up to a fully loaded water tank is easily stabilised into position with the side wind operation.

Flexibility is a major feature of the AL-KO Landing Leg range. The customer can choose to include or exclude tube mounting kits. An AL-KO Landing Leg can also be fitted to another brands existing mounting kit.

The AL-KO Landing Leg is your ideal choice when looking to safely and efficiently stabilise your trailer, camper, 5 wheeler caravan or agricultural machinery.

Features & Benefits

- Extensive range, for static loads from 1,300 to 4,500kg
- Zinc plated for added corrosion resistance
- Bottom plate drilled to allow drainage and therefore prevents corrosion
- Drop down leg on select models providing added functionality
- Available with or without mounting kit for added flexibility
- Can be fitted to another brands existing mounting kit
- All side wind for speedy operation
- 4,500kg unit has one handle wind point to allow a rod to connect two legs and therefore wind two legs at once
- Backed by the AL-KO 12 month warranty for peace of mind



Further information can be obtained by contacting AL-KO on 1800 035 603 or by visiting:

www.alko.com.au

AL-KO International Pty Ltd (ABN 96 003 066 813)

VIC: 67 Nathan Road, Dandenong South, 3175

NSW: 14 Toohey Road, Wetherill Park, 2164

QLD: 62 Parramatta Road, Underwood, 4119

Phone (03) 9767 3700

Phone (02) 8784 9400

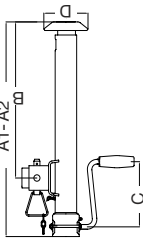
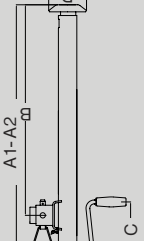
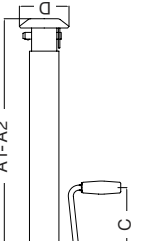
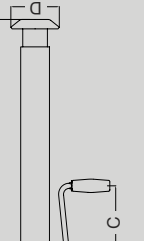
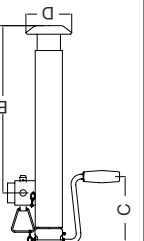
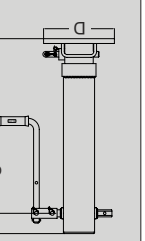
Phone (07) 3386 6300

Fax (03) 9792 0877

Fax (02) 9725 4557

Fax (07) 3808 1719

The Range

Part No.	Outer Tube mm ²	Tube Mount Fitted	Unitary Weight kg	Static Load Capacity kg	Surface Finish	Qty Per Carton	Screw Stroke mm	A1 mm	A2 mm	B mm	C mm	D mm	
622057	Round Ø 57.5	Yes	6.7	1,300	Zinc Plated	2	400	550	900	400	167	118	
622057L	Round Ø 57.5	Yes	9.1	1,300	Zinc Plated	2	380	1060	1440	910	167	118	
622070	Square 70.0 with drop down leg	No	11.8	1,500	Zinc Plated	2	680	595	1275	-	167	118	
622071	Square 70.0	No	9.9	2,000	Zinc Plated	2	360	580	940	-	167	118	
622071WTM	Square 70.0	Yes	10.4	2,000	Zinc Plated	2	360	580	940	430	167	118	
622110	Square 110.0	No	32.9	4,500	Zinc Plated	1	585	690	1275	-	326	250	
622000	Chassis mount & tube bracket kit			Zinc Plated		1							